



KTW
PRO-XP PRESENTS
KERALA
ADVENTURE TOUR

21ST-27TH
MAR

STARTING FROM
KOCHI

BOOK NOW

TOUR CONTENTS

Tour Highlight

KTM Adventure Experts

Day-wise Itinerary

Tours Clicks

Inclusion

Exclusion

Rules & Guidelines

Covid-19 Guidelines

Essentials

Prepare Your Bike

Recommended Gear

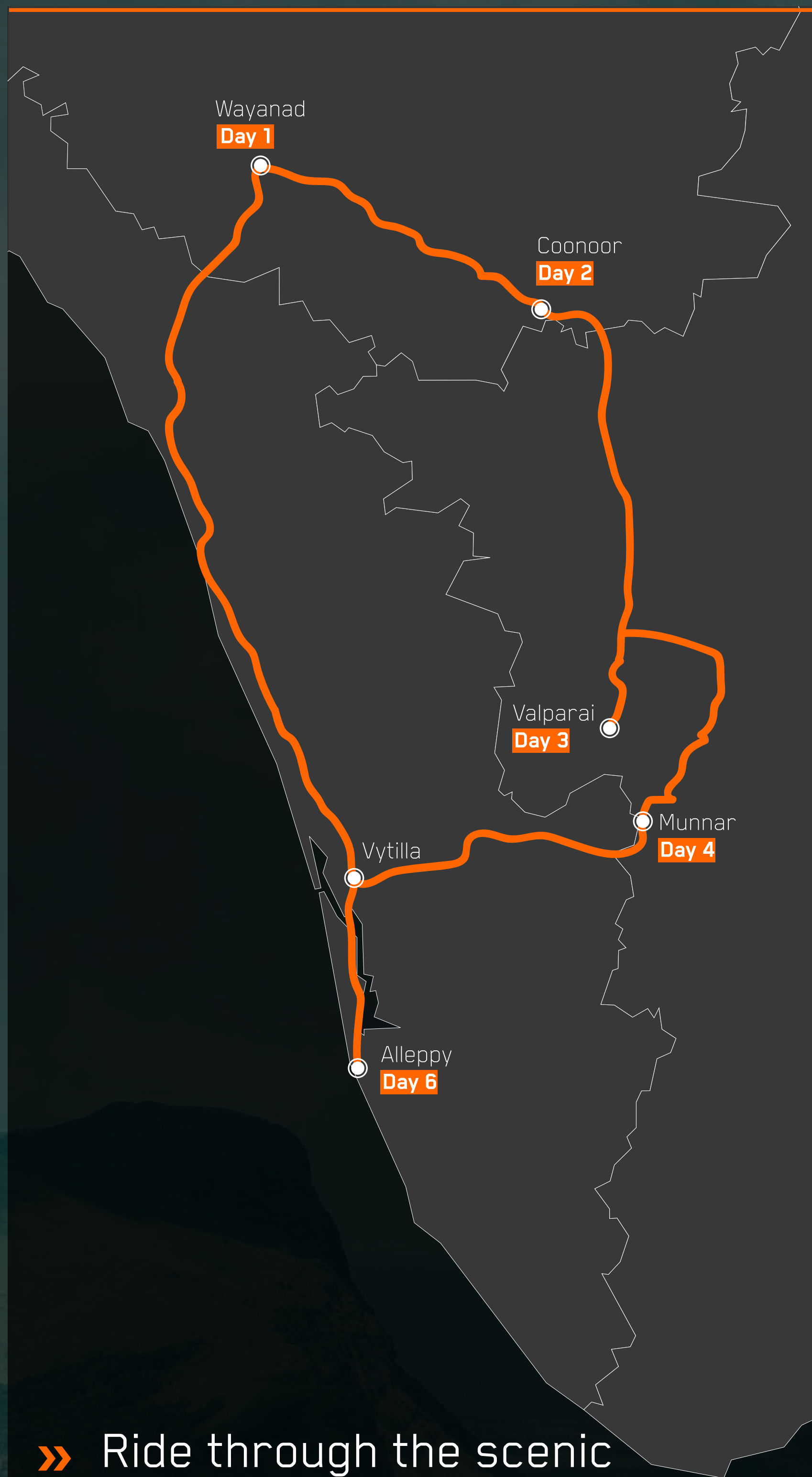
Emergency Contact Details

KTM
PRO-XP PRESENTS

KERALA
ADVENTURE TOUR

TOUR CONTENTS





» Ride through the scenic landscapes of the Kerala and Tamil Nadu and explore the picturesque wilderness and beauty like a true adventurer. #GoAdventure in God's Own Country like an avid motorcyclist, seeking ultimate adventure!

H I G H L I G H T S

KTM
PRO-XP PRESENTS
KERALA
ADVENTURE TOUR

MEET OUR KTM EXPERTS

All-terrain specialists who will train our ride experts, curate and join us on iconic rides.



VARAD MORE

Head Trainer
21 Enduro Park



RISH JOHN GEORGE

Instructor
The School Of Dirt



NILESH DHUMAL

Off-Road Motorcycle
Instructor



OUSEPH CHACKO

Founder and Instructor -
The School of Dirt



PHILIPPE GEELHAND

Founder, off-road
Instructor and
tour creator -
PP Adventure Rides




VIJENDRA NILAGIRI

Sr. Trainer
Big Rock Dirt Park

KTM ADVENTURE EXPERTS

KTM
PRO-XP PRESENTS
KERALA
ADVENTURE TOUR



DAY 1

 Vytilla » Wayanad

300 km

The highlight of the day will be the Stingray camps in the shadow of **Chembra peak** in Wayanad. Once there, we will take a small trek to the campsite that resides twenty feet above the forest floor. If lucky, we will have **wildlife sightings** quite close to the campsite.



I T I N E R A R Y

KTM
PRO-XP PRESENTS
KERALA
ADVENTURE TOUR



DAY 2

 Wayanad » Coonoor

140 km

Get the first **taste of off-road** at the campsite surrounded by 900 acres of tea estate. The key highlights will be the stream crossings, the slippery, slushy trail. Post the session we start the 3.5 - hour ride to the hill station of Coonoor. The riders will be given a road riding course – cornering techniques, using engine braking and how to ride safely on hill roads.



I T I N E R A R Y

KTM
PRO-XP PRESENTS
KERALA
ADVENTURE TOUR





DAY 3

📍 Coonoor » Valparai

200 km

We start the day with an off-road session which includes steep rocky climbs and slippery downhill descents training as we ride down the beautiful ghat section on the Kottagiri. We head for the mind-blowing **40 hairpin bend** road that climbs up to the old British Tea town of Valparai. The drive to the town from Pollachi passes through the **Indira Gandhi Wildlife Sanctuary**. We will spot wildlife along the way if we are lucky.



I T I N E R A R Y

KTM
PRO-XP PRESENTS
KERALA
ADVENTURE TOUR





DAY 4

 Valparai » Munnar

160 km

We start early from Valparai and take the scenic hill road leading back down to the plains of Tamil Nadu. Soon after we cross Pollachi, we **detour into the vast coconut groves** that surround the area. The trails that run through here vary from slush to fast paced gravel and sudden culvert crossings. Once we exit, it is a short ride to the Kerala forest border to the beautiful road through the **Chinnar sanctuary** and on to the resort that is away from the bustle of Munnar town.



I T I N E R A R Y

KTM
PRO-XP PRESENTS
KERALA
ADVENTURE TOUR





DAY 5

Off-Road Day At Munnar

6 km

This is a rest day for those who opt to and is an extremely challenging **off-road ride** for those who prefer not to sit still. For the latter, we go to the trail that includes a stream crossing, rocks, slush and steep inclines/declines. We should be back at the **resort for lunch** and riders then get the rest of the day to relax and take a dip in the resort's pool if they wish to do so.



I T I N E R A R Y

KTM
PRO-XP PRESENTS
KERALA
ADVENTURE TOUR





DAY 6

 Munnar » Alleppy

168 km

This will be a four hour ride to the **backwater town** of Alleppy. Enroute there will be a detour that will take the riders through narrow trails that skirt the many waterways of Kerala. We will ride along narrow walking trails where cars can't go and therefore, riders will get a chance to see life as it was in the old days. Watching the sun set on a **traditional houseboat** over the Vembanad lake will be the perfect way to end this ride.



KTM
PRO-XP PRESENTS

KERALA
ADVENTURE TOUR

I T I N E R A R Y





DAY 7

Ride Ends After Breakfast.

Riders can opt for to explore Alleppy on their own or go on an easy solo ride back to the beach town of Cherai. It is the perfect place to get to see the beach and backwater side of Kerala after so many days in the hills.



BOOK NOW

I T I N E R A R Y

KTM
PRO-XP PRESENTS
KERALA
ADVENTURE TOUR





T O U R C L I C K S

KTM
PRO-XP PRESENTS
KERALA
ADVENTURE TOUR

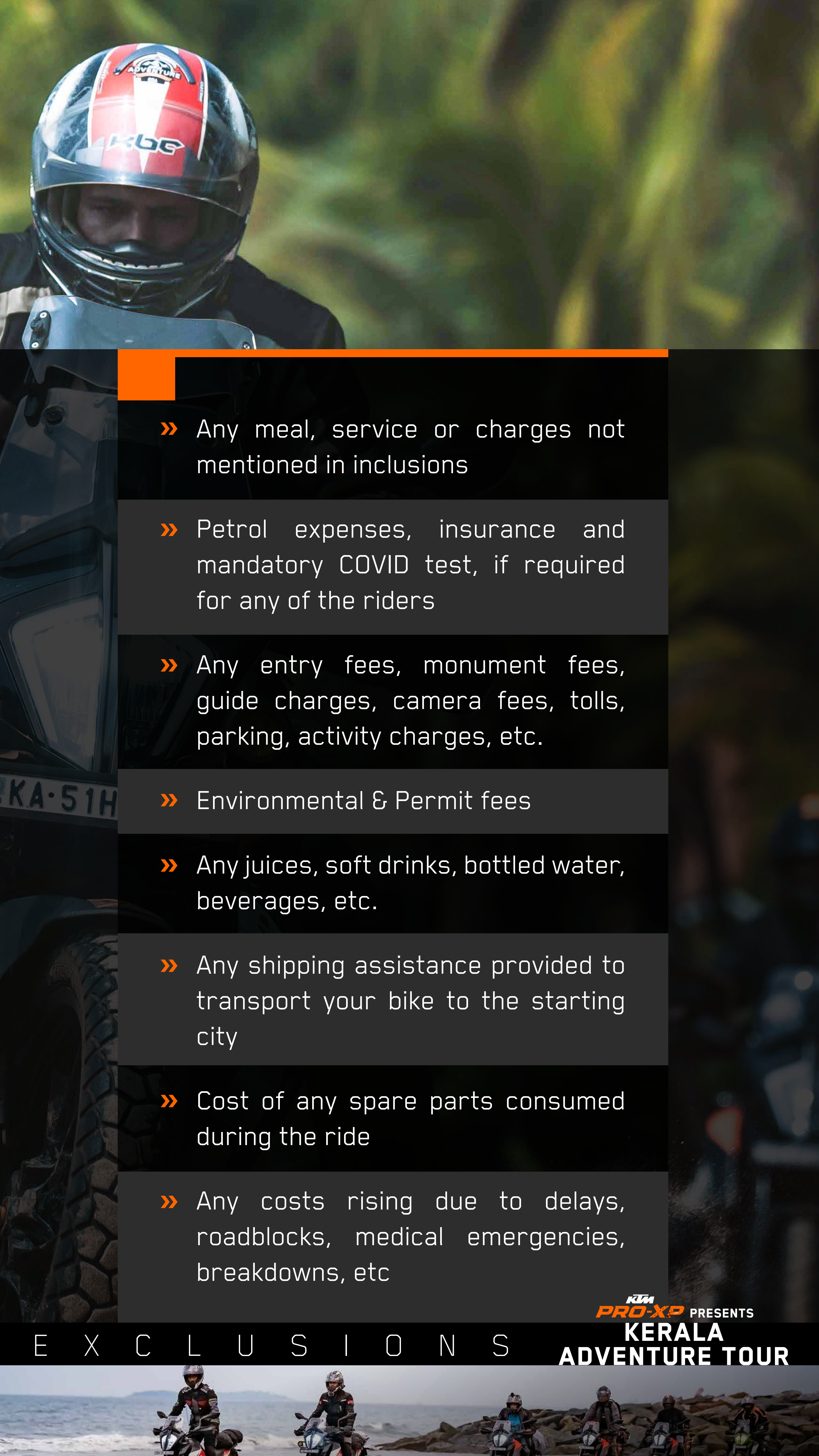


- » Accommodation on double/triple-sharing basis in campsite / guesthouse / hotel depending on the availability
- » 3 meals on all tour days- starting from breakfast on day 1 till the last day of the ride. Morning & Evening tea / coffee is also included
- » One motorbike mechanic in case of any breakdown
- » First Aid Box and a paramedic to administer basic first aid
- » Services of a Tour Manager to coordinate logistics

I N C L U S I O N S

KTM
PRO-XP PRESENTS
KERALA
ADVENTURE TOUR





- » Any meal, service or charges not mentioned in inclusions
- » Petrol expenses, insurance and mandatory COVID test, if required for any of the riders
- » Any entry fees, monument fees, guide charges, camera fees, tolls, parking, activity charges, etc.
- » Environmental & Permit fees
- » Any juices, soft drinks, bottled water, beverages, etc.
- » Any shipping assistance provided to transport your bike to the starting city
- » Cost of any spare parts consumed during the ride
- » Any costs rising due to delays, roadblocks, medical emergencies, breakdowns, etc

E X C L U S I O N S

KTM
PRO-XP PRESENTS

KERALA
ADVENTURE TOUR





TOUR RULES

Follow all rules and regulations of the ride and the Pilot Rider. They are for your and fellow riders' safety.

- » **Riding gear** – We recommend every rider should have at least the basic safety gears such as right size helmets, riding jackets, hand gloves, riding pants / knee guards, protective footwear, etc. Riders will not be allowed to ride in shorts, track pants, or sleeveless vests at any time during the entire ride.
- » **Zero tolerance** – Riders who have bad motorcycle attitude, ego issues or under the influence of any kind of alcohol or drugs during/ beginning of the ride will not be allowed.
- » The Expert rider will be conducting alcohol tests every morning as per the routine. Failing to meet the requirements will result in the Expert rider expelling you from the ride immediately.

RULES & GUIDELINES

KTM
PRO-XP PRESENTS
KERALA
ADVENTURE TOUR



TOUR RULES

- » **Riding Formation** – Always follow the riding formation and guidelines laid by Road Captain. Each rider must maintain strict discipline when it comes to riding formation and riding speeds.
- » **Traffic Laws** – Follow all the traffic laws. Breaking of any traffic law will not be tolerated. If a rider is caught by any of the traffic cops for breaking traffic laws, he / she will be responsible for it and must handle that situation by himself / herself.
- » **No Stunts** - Performing bike stunts will not be allowed while on the group rides.
- » **Communicate** – Always communicate through signals with your Pilot rider, or any of the fellow riders just in case you are facing any kind of riding problems or any kind of health issues during the ride.
- » **Documents** – Please maintain all the necessary documents of your bike such as Vehicle Registration Certificate (RC card), Insurance Certificate and valid Driving License.

TOUR RULES

- » **Maintenance** – Get your bike serviced in time, go for a short ride and ensure your bike is as fit as you for the travel to avoid unwanted interruptions to you and our fellow riders.
- » **Fuel** – Always fill up your tank before the ride so we don't want have to stop unnecessarily for fuel on the way and cause delays.
- » **No Mobile Usage** – Riders are not allowed to use electronic devices such a mobile phones, cameras, video cameras, while they are on the ride.
- » **First Aid Kit** – Always carry your personal first aid kit along with you while coming on the ride. This is for your own safety as the Pilot rider may be unaware of your medical conditions & appropriate medications.
- » **Necessity** – Always carry hard cash along on the ride. There may be many places where there may not be any ATM available and there may be many places where people don't accept digital forms of payments.

TOUR RULES

- » **Acceptance** – Always be ready to face all kinds of weather conditions, including rains while you are on ride. So, it is better to carry your raincoat, luggage cover, or your winter coat as well.
- » **Changes** – There may be last moment changes as well in the plan or in the route depending on the few unavoidable situations.
- » **Remember to Carry** - One set of extra comfortable clothes, a water bottle, some healthy snacks and a small hand towel.
- » **Enjoy** - Enjoy every bit of the ride with a relaxed mind, never try to be in a hurry.



COVID-19 GUIDELINES

Considering the new normal, we intend to keep riders' safety first by undertaking all the necessary precautions during the ride.

All Places of stay have been chosen considering COVID compliances.

However, all participants are expected to keep sanitizers, gloves, face masks in their riding kit, enough to last the whole duration of the ride.

All participants are expected to maintain social distancing at all times.

All participant will have to download the Aarogya setu app for the entire duration of the ride and the status will be checked every morning at Breakfast time.

Temperature check will be done every morning and evening, right from day one.

Signed declaration indemnifying agency for KTM by all participants giving their consent for both COVID and third-party liability.

KTM
PRO-XP PRESENTS

KERALA
ADVENTURE TOUR

COVID-19 GUIDELINES





THINGS TO CARRY

Please note that you will be carrying all your personal luggage on your bike, therefore pack accordingly and bring minimal items to make sure your ride is comfortable.

RTPCR test maybe needed as per state or statutory guidelines

You will have to strap your luggage to your bike. Carry your stuff in a duffel bag, soft shoulder bag or a rucksack that you can strap on to your bike. Carry a waterproof cover and straps for your luggage. Please avoid carrying expensive watches, jewellery and electronic items on the ride. You are responsible for the safety & security of your personal belongings.

Personal documents: Drivers License

Vehicle documents: RC/ Insurance/ PUC

E S S E N T I A L S

KTM
PRO-XP PRESENTS
KERALA
ADVENTURE TOUR



THINGS TO CARRY

Personal clothing, if needed - Light t-shirts, Trousers, Light fleece jacket, Small light weight towel, Cap/hat, Comfortable shoes / floaters for off-the-bike wear, Insulated water bottle and/or hydration pack, sunglasses with UV protection and ability to cut the glare, spare pair of socks

Personal toiletries, sunscreen lotion, lip balm

A small First-Aid kit and Medicines, any specific medication you may require, torch / flashlight (with extra batteries)

COVID Safety Kit; Face masks, gloves, sanitizers etc

Basic tool repair kit, extra bungee cords/ luggage locking belts

Piece of rope, spare key of your bike

High energy snacks

Waterproof pouches for securing electronic items

Spare spectacles, glass cleaning solution.

Light warmers and rain protection wear.

E S S E N T I A L S

KTM
PRO-XP PRESENTS
KERALA
ADVENTURE TOUR





HOW TO PREPARE YOUR BIKE FOR THE TOUR:

We strongly recommend you service your motorcycle at the nearest KTM service center. Ride the bike for a short weekend trip before the tour onset. Ensure that the following is being addressed at the service center with the help of the technician.

Inspect your suspension before the trip

Check the rear swing-arm bush for wear and tear and replace if necessary

Check your chain and rear sprocket for wear.

Your bike's clutch is really crucial for this trip. So make sure that your clutch is in order and adjusted properly without trace of any drag, slip etc.

KTM
PRO-XP PRESENTS

PREPARE YOUR BIKE **KERALA**
ADVENTURE TOUR



HOW TO PREPARE YOUR BIKE FOR THE TOUR:

Check your battery and earthing connections. The demanding terrain and the riding conditions that you and the machine are likely to encounter on the route could further accentuate existing problems.

Check all cables and if any are frayed, replace them.

It is critical that you know your machine's fuel consumption.



KTM
PRO-XP PRESENTS

PREPARE YOUR BIKE **KERALA**
ADVENTURE TOUR





RIDING GEARS

Motorcycle helmet with ECE/DOT/ISI/SNELL approved (mandatory). Correct size helmets recommended.

Riding jacket with CE approved armour

Riding pants / Riding jeans with CE approved armour

Riding gloves with knuckle protection (warm liner recommended depending on weather)

Riding boots with Ankle Protection.

RECOMMENDED GEAR

KTM
PRO-XP PRESENTS
KERALA
ADVENTURE TOUR



KTM
PRO-XP PRESENTS
KERALA
ADVENTURE TOUR

21ST MARCH TO 27TH MARCH

BOOK NOW